


LED-TECH.DE

OPTOELECTRONICS



LED-TECH.DE Supply & Mountings

Gooseneck for GU10 Spots (230V)



Part Number: LT-0448

Housing Color: glance-chrome

V typ.: 230 V

High quality and very stable gooseneck for GU10 illuminants (LED and halogen) with 230V socket and integrated on/off switch. Allows individual adjusting of your spots.

Easy concept, nice optic and useable everywhere. Please do not use with illuminants higher than 50W.

Total length: 44,5cm

Head diameter: 3,5cm

Gooseneck: 34,5cm

(Illuminants not included)



Connector for G4/G5.3/GY6.35

High quality spot socket for your own individual applications.



Part Number: LT-0595

Diameter: 17mm

Housing Color: white

Connector for GU10



High quality spot socket made of ceramics for your own individual applications.
Maximum capacitance 100W.

Part Number: LT-0596

Diameter: 29mm

Housing Color: white

Assembly housing MR11 for 1 high power LED



Part Number: LT-0885

Diameter: 35mm

Viewing Angle: 120°

Housing Color: alu-silver


The new assembly housings are made of high quality aluminium. The housing has a very nice look because of its sandblasted surface. It can gather one high power (star) LED which can be fixed with a good head conductive glue.

The housing already has two drill holes in the bottom to implement the power supply cables later. A standart high power LED has a viewing angle of about 140°. This housing does not scale this angle down very much so it has 120° left and generate a very homogeneous lighting.

The aluminium housing will be illuminated very even because of the refined surface. If you take a warm-white LED for example the effect will be more like a halogen spot because you do not see only the light of the LED itself like it is the problem with common circuit boards because they are simply too flat.

Possibilities for outdoor users:

The MR11 housing gives you the possibility to use the lense LT-236 with shortened or even completely removed stand offs because it fits exactly on top of the housing. This is a very easy to seal application for possible outdoor use and make you able to focus the light to 40-45°.



Assembly housing MR16 for 1 high power LED



The new assembly housings are made of high quality aluminium. The housing has a very nice look because of its sandblasted surface. It can gather one high power (star) LED which can be fixed with a good head conductive glue.

The housing already has two drill holes in the bottom to implement the power supply cables later. A standart high Power LED has a viewing angle of about 140°. This housing does not scale this angle down very much so it has 120° left and generate a very homogeneous lighting.



The aluminium housing will be illuminated very even because of the refined surface. If you take a warm-white LED for example the effect will be more like a halogen spot because you do not see only the light of the LED itself like it is the problem with common circuit boards because they are simply too flat.

Part Number: LT-0886

Diameter: 50mm

Viewing Angle: 120°

Housing Color: alu-silver



Lightball MAXI Spotlight (MR16)



Part Number: LT-0898

Diameter: 111mm

Housing Color: brushed-metal

The MAXI lightballs are made of excellent materials and comes with very attractive surfaces and optic. This spotlight can be used with our high power LED modules as well as (ex work) for MR16 halogen bulbs.

The big advantage to articles of trade or complete light systems:

You have the choice between a lot of high power LEDs, different lenses and emitting colors. All fits individually together and can be changed later, too!

Further technical data:

- Diameter total: 111mm
- Diameter ball: 70mm
- Diameter light output: 50mm
- Mounting depth ex work for LED: ca. 40mm
- Mounting depth ex work for halogen: 145mm

- Ring width: 20mm
- Ring height: 6mm

- Weight: ca. 150g
- Delivery without illuminant



Lightball MAXI Spotlight (MR16)



Part Number: LT-0899

Diameter: 111mm

Housing Color: glance-chrome

The MAXI lightballs are made of excellent materials and comes with very attractive surfaces and optic. This spotlight can be used with our high power LED modules as well as (ex work) for MR16 halogen bulbs.

The big advantage to articles of trade or complete light systems:

You have the choice between a lot of high power LEDs, different lenses and emitting colors. All fits individually together and can be changed later, too!

Further technical data:

- Diameter total: 111mm
- Diameter ball: 70mm
- Diameter light output: 50mm
- Mounting depth ex work for LED: ca. 40mm
- Mounting depth ex work for halogen: 145mm

- Ring width: 20mm
- Ring height: 6mm

- Weight: ca. 150g
- Delivery without illuminant



Downlight CLASSIC (MR16)



Part Number: LT-1248

Diameter: 94mm

Housing Color: brushed-metal

The CLASSIC Downlights are made of excellent materials and comes with very attractive surfaces and optic. This spotlight can be used with our high power LED modules as well as (ex work) for MR16 halogen bulbs.

The big advantage to articles of trade or complete light systems:

You have the choice between a lot of high power LEDs, different lenses and emitting colors. All fits individually together and can be changed later, too!

Further technical data:

- Diameter total: 94mm
- Diameter light output: 50mm
- Mounting depth ex work for LED: ca. 40mm
- Mounting depth ex work for halogen: 70mm

- Illumination angle: 30°

- Weight: ca. 100g
- Delivery without illuminant

Downlight CLASSIC (MR16)



Part Number: LT-1249

Diameter: 94mm

Housing Color: silver-grey

The CLASSIC Downlights are made of excellent materials and comes with very attractive surfaces and optic. This spotlight can be used with our high power LED modules as well as (ex work) for MR16 halogen bulbs.

The big advantage to articles of trade or complete light systems:

You have the choice between a lot of high power LEDs, different lenses and emitting colors. All fits individually together and can be changed later, too!

Further technical data:

- Diameter total: 94mm
- Diameter light output: 50mm
- Mounting depth ex work for LED: ca. 40mm
- Mounting depth ex work for halogen: 70mm

- Illumination angle: 30°

- Weight: ca. 100g
- Delivery without illuminant

Downlight CLASSIC (MR16)



Part Number: LT-1250

Diameter: 94mm

Housing Color: glance-chrome

The CLASSIC Downlights are made of excellent materials and comes with very attractive surfaces and optic. This spotlight can be used with our high power LED modules as well as (ex work) for MR16 halogen bulbs.

The big advantage to articles of trade or complete light systems:

You have the choice between a lot of high power LEDs, different lenses and emitting colors. All fits individually together and can be changed later, too!

Further technical data:

- Diameter total: 94mm
- Diameter light output: 50mm
- Mounting depth ex work for LED: ca. 40mm
- Mounting depth ex work for halogen: 70mm

- Illumination angle: 30°

- Weight: ca. 100g
- Delivery without illuminant

Downlight CLASSIC (MR11)



Part Number: LT-1251

Diameter: 65mm

Housing Color: alu-silver

The CLASSIC Downlights are made of excellent materials and comes with very attractive surfaces and optic. This spotlight can be used with our high power LED modules as well as (ex work) for MR11 halogen bulbs.

The big advantage to articles of trade or complete light systems:

You have the choice between a lot of high power LEDs, different lenses and emitting colors. All fits individually together and can be changed later, too!

Further technical data:

- Diameter total: 65mm
- Diameter light output: 35mm
- Mounting depth ex work for LED: ca. 45mm
- Mounting depth ex work for halogen: 95mm

- Illumination angle: 40°

- Weight: ca. 150g
- Delivery without illuminant

Downlight CLASSIC (MR11)



Part Number: LT-1252

Diameter: 65mm

Housing Color: white

The CLASSIC Downlights are made of excellent materials and comes with very attractive surfaces and optic. This spotlight can be used with our high power LED modules as well as (ex work) for MR11 halogen bulbs.

The big advantage to articles of trade or complete light systems:

You have the choice between a lot of high power LEDs, different lenses and emitting colors. All fits individually together and can be changed later, too!

Further technical data:

- Diameter total: 65mm
- Diameter light output: 35mm
- Mounting depth ex work for LED: ca. 45mm
- Mounting depth ex work for halogen: 95mm

- Illumination angle: 40°

- Weight: ca. 150g
- Delivery without illuminant

Downlight CLASSIC (MR11)



Part Number: LT-1253

Diameter: 65mm

Housing Color: glance-chrome

The CLASSIC Downlights are made of excellent materials and comes with very attractive surfaces and optic. This spotlight can be used with our high power LED modules as well as (ex work) for MR11 halogen bulbs.

The big advantage to articles of trade or complete light systems:

You have the choice between a lot of high power LEDs, different lenses and emitting colors. All fits individually together and can be changed later, too!

Further technical data:

- Diameter total: 65mm
- Diameter light output: 35mm
- Mounting depth ex work for LED: ca. 45mm
- Mounting depth ex work for halogen: 95mm

- Illumination angle: 40°

- Weight: ca. 150g
- Delivery without illuminant

IP65 Downlight OUTLINE (MR16)



Part Number: LT-1254

Diameter: 85mm

Housing Color: satined

Protection class IP65 (for outdoor use too)

The IP65 Downlights are made of excellent materials and comes with very attractive surfaces, nice optic and sealed front glass. This spotlight can be used with our bestselling plug & light

- 3x 1W Luxeon Plug & Light units
- 3x 3W Luxeon Plug & Light units
- 3x 5W Luxeon Plug & Light units
- 3x K2 Luxeon Plug & Light units

- 3x 1W Seoul Plug & Light units
- 3x 2.5W Seoul Plug & Light units

as well as (ex work) for MR16 halogen bulbs. The big advantage to articles of trade or complete light systems:

You have the choice between a lot of high power LEDs like Luxeon oder Seoul, different lenses and emitting colors. All fits individually together and can be changed later, too!

Even RGB versions are possible!

Further technical data:

- Diameter total: 85mm
- Diameter light output: 50mm
- Mounting depth ex work for LED: ca. 40mm
- Mounting depth ex work for halogen: 75mm
- Weight: ca. 240g
- Delivery without illuminant

MR11 LED Spot Fassung



One of the shapeliest housings for MR11 spots. The squared front plate with its round turable middle has a great uncommon look. This high quality metall mouting is for use with 1.2W Cree high power spots 70° (LT-1395 and LT-1396) only.

The Spots get sticked into the housing from behind. A new clip mechanism makes them fit exactly and strong. The mounting will be delivered incl. a MR11 connection socket. The absolute depth (incl. spot and socket) is about 5cm.

Part Number: LT-1422

Housing Color: brushed-metal



Imprint



LED-TECH.DE optoelectronics Showroom

Director: Stefan Lenz

Am Schürmannshütt 38B

D-47441 Moers

Phone: (+49) 2841 / 97 91 7-0

Fax: (+49) 2841 / 97 91 7-29



Further we want to point at pictures, graphics and descriptions as well as the pagelayout itself which are all subject to copyright. Every offence will be prosecuted.

All mentioned prices are to be understood as gross prices including the value added tax (TAV). All offers are subject to prior sales and without commitment. Delivery times are to be understood from date of receipt of order. Mistakes and changes in prices are always reserved.



